

Item no.	Type	Max/min length mm	Inner width mm	Outer width max. mm	Width folded max. mm	Height folded max. mm	Max load kg/pair	Weight kg/each
30006-050	Plain ramp	550	210	235	-	-	400	1.5
30006-100	Plain ramp	1160	210	235	-	-	400	3.1
30016-090	Telescopic ramp	840/580	190	235	-	-	400	2.8
30016-120	Telescopic ramp	1130/750	190	235	-	-	400	3.7
30016-200	Telescopic ramp	1960/1160	190	235	-	-	300	5.6
30016-200-3	Telescopic ramp, 3-part	1930/870	170	235	-	-	300	6.5
30016-300-3	Telescopic ramp, 3-part	2820/1160	170	235	-	-	250	8.2
30026-200-T	Folding Telescopic ramp	1950/760	190	235	-	-	300	6.8
30026-300-T	Folding Telescopic ramp	2700/1010	190	235	-	-	300	8.6
30026-110	Folding ramp	1040/570	210	235	-	-	400	3.8
30026-150	Folding ramp	1440/760	210	235	-	-	400	4.9
30026-200	Folding ramp	1940/1010	210	235	-	-	300	6.3
30030-100	Wide plain ramp	1000	770	880	-	-	325	9.7
30030-125	Wide plain ramp	1250	770	880	-	-	325	12.1
30030-150	Wide plain ramp	1500	770	880	-	-	325	14.4
30030-200	Wide plain ramp	2000	770	880	-	-	325	19.1
30030-300	Wide plain ramp	3000	770	880	-	-	200	28.6
30040-150	Wide folding ramp	1500/780	770	880	-	-	325	17.5
30040-200	Wide folding ramp	2000/1030	770	880	-	-	325	22.2
30040-250	Wide folding ramp	2500/1280	770	880	-	-	200	26.9
30040-300	Wide folding ramp	3000/1530	770	880	-	-	200	31.7
30046-100	Wide folding Pro ramp	1000/520	820	870	-	-	400	11.0
30046-160	Wide folding Pro ramp	1600/850	820	870	-	-	400	18.0
30046-200	Wide folding Pro ramp	2000/1050	820	870	-	-	400	21.0
30046-250	Wide folding Pro ramp	2500/1300	820	870	-	-	400	25.0
30046-280	Wide folding Pro ramp	2800/1450	820	870	-	-	400	29.0
30070-180	Telescopic EasyFold ramp	1830/1120	760	820	405	72	325	16.4
30070-210	Telescopic EasyFold ramp	2130/1270	760	820	405	72	325	18.9
30070-240	Telescopic EasyFold ramp	2440/1430	760	820	405	72	325	21.4
30070-300	Telescopic EasyFold ramp	3050/1730	760	820	405	72	200	26.4
30080-095	EasyFold Pro ramp	935	760	776	398	85	350	7.8
30080-120	EasyFold Pro ramp	1185	760	776	398	85	350	9.0
30080-150	EasyFold Pro ramp	1485	760	776	398	85	350	11.4
30080-180	EasyFold Pro ramp	1785	760	776	398	85	350	13.4
30080-210	EasyFold Pro ramp	2085	760	776	398	85	350	15.8
30085-165	EasyFold Pro3 ramp	1635	760	786	273	125	350	13.4

Material

Ramp slopes	: Anodised aluminium with skid resistant surface
End profile and handle	: Impact-proof and non-skid plastic
Brackets	: Stainless steel, glass blown
Brackets 30080	: Plastic

Other measurements

Height of edge	: 55 mm
Angle of contact	: max. 12 degrees
Contact surface	
30006/30016/30026	: 60 mm
30030/30040	: 110 mm
30046	: 100 mm
30070/30080/30085	: 100 mm

Marking

The product is manufactured in compliance with regulation (EU) 2017/745 of the European parliament and of the Council of 5 April 2017, as medical device Class I.

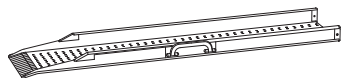


Classification

According to ISO 9999 : 18 30 15

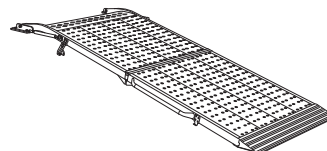
30006-xxx & 30030-xxx

Plain ramp



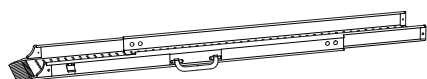
30046-xxx

Wide folding Pro ramp



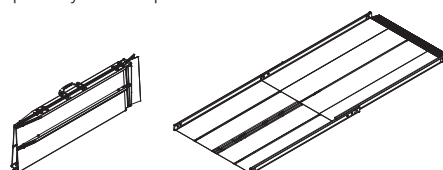
30016-xxx

Telescopic ramp




30070-xxx

Telescopic EasyFold ramp



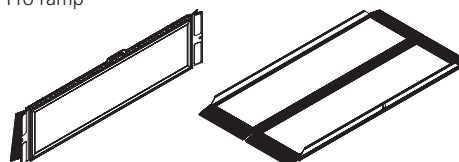
30026-xxx & 30040-xxx

Folding ramp



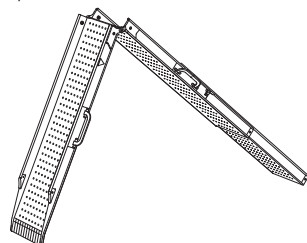
30080-xxx

EasyFold Pro ramp



30026-xxx-T

Folding Telescopic ramp



30085-xxx

EasyFold Pro3 ramp

